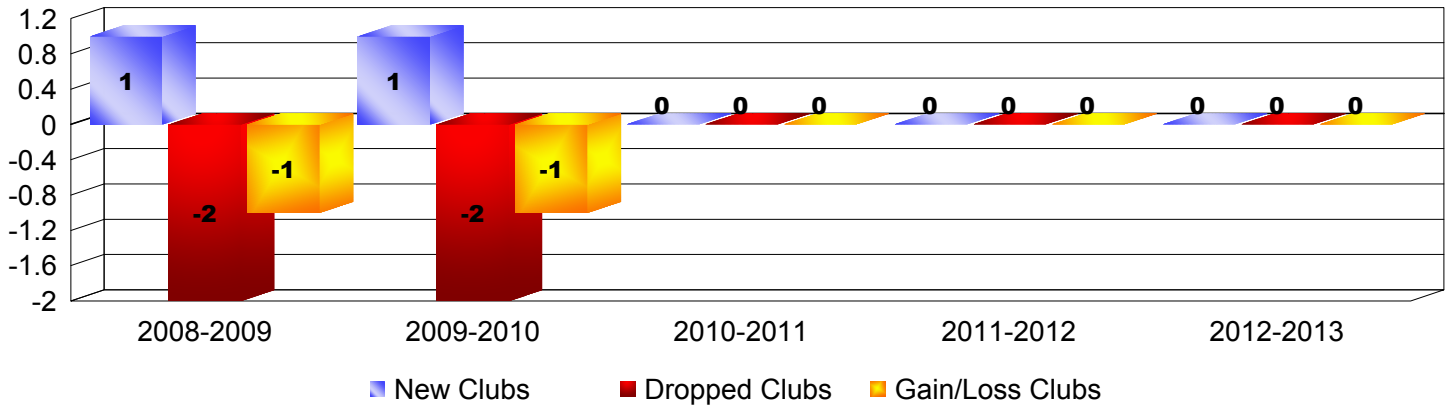
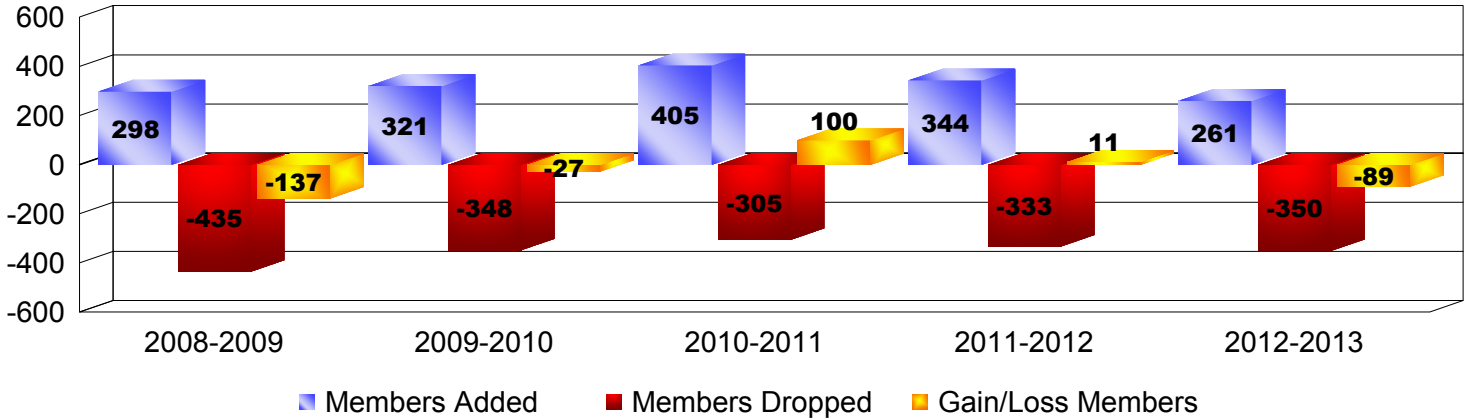


Year	New Clubs	Dropped Clubs	Gain/Loss Clubs	New Members	Charter Members	Reinstate Members	Transfer Members	Total Member Added	Total Members Dropped	Gain/Loss Members
2008-2009	1	-2	-1	251	26	8	13	298	-435	-137
2009-2010	1	-2	-1	282	23	9	7	321	-348	-27
2010-2011	0	0	0	393	0	5	7	405	-305	100
2011-2012	0	0	0	332	0	8	4	344	-333	11
2012-2013	0	0	0	253	0	5	3	261	-350	-89
Average	0	-1	0	302	10	7	7	326	-354	-28

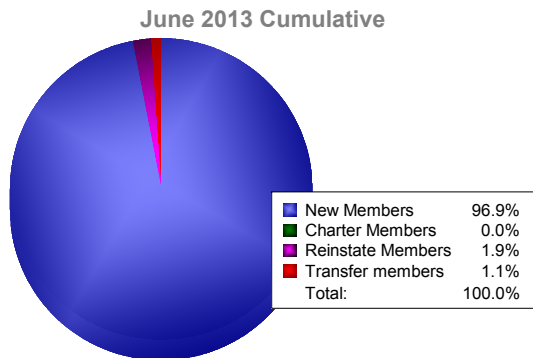
Clubs



Members



Membership Composition



Gender Comparison

